



120W Single Output Industrial DIN RAIL Power Supply

DR-120 series



■ Features :

- AC input range selectable by switch
- Protections: Short circuit/Over load/Over voltage/Over temperature
- Cooling by free air convection
- Can be installed on DIN rail TS-35/7.5 or 15
- UL 508(industrial control equipment)approved
- LED indicator for power on
- 100% full load burn-in test
- Fixed switching frequency at 55KHz
- 3 years warranty

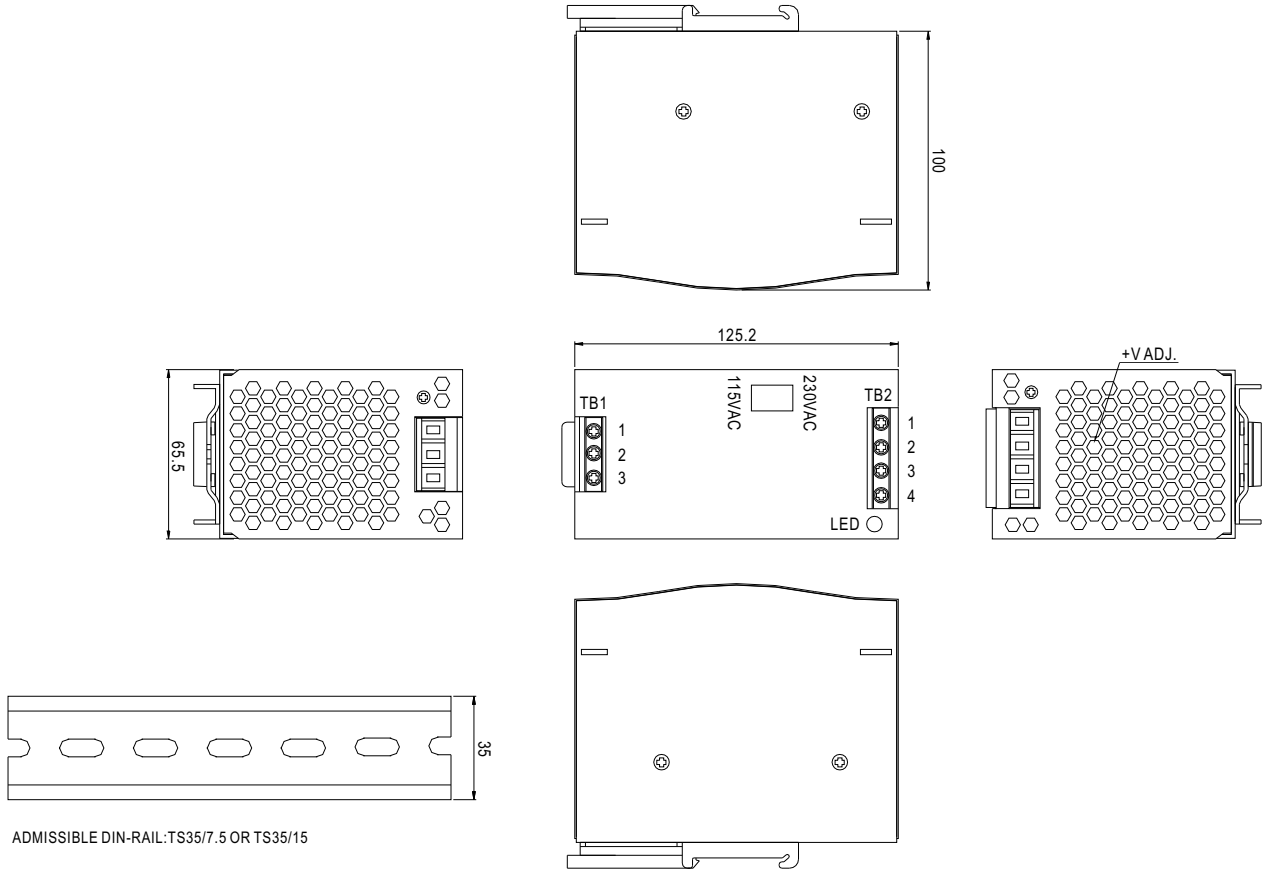


SPECIFICATION

| MODEL | DR-120-12 | DR-120-24 | DR-120-48 | |
|-----------------------|---|---|------------------|------------------|
| OUTPUT | DC VOLTAGE | 12V | 24V | 48V |
| | RATED CURRENT | 10A | 5A | 2.5A |
| | CURRENT RANGE | 0 ~ 10A | 0 ~ 5A | 0 ~ 2.5A |
| | RATED POWER | 120W | 120W | 120W |
| | RIPPLE & NOISE (max.) Note.2 | 80mVp-p | 80mVp-p | 100mVp-p |
| | VOLTAGE ADJ. RANGE | 12 ~ 14V | 24 ~ 28V | 48 ~ 53V |
| | VOLTAGE TOLERANCE Note.3 | ±2.0% | ±1.0% | ±1.0% |
| | LINE REGULATION | ±0.5% | ±0.5% | ±0.5% |
| | LOAD REGULATION | ±1.0% | ±1.0% | ±1.0% |
| | SETUP, RISE TIME | 500ms, 70ms/230VAC 500ms, 70ms/115VAC at full load | | |
| HOLD TIME (Typ.) | 36ms/230VAC 32ms/115VAC at full load | | | |
| INPUT | VOLTAGE RANGE | 88 ~ 132VAC/176 ~ 264VAC by switch | | 248 ~ 370VDC |
| | FREQUENCY RANGE | 47 ~ 63Hz | | |
| | EFFICIENCY (Typ.) | 80% | 84% | 85% |
| | AC CURRENT (Typ.) | 2.6A/115VAC 1.6A/230VAC | | |
| | INRUSH CURRENT (Typ.) | COLD START 20A/115VAC 40A/230VAC | | |
| LEAKAGE CURRENT | <3.5mA / 240VAC | | | |
| PROTECTION | OVER LOAD | 105 ~ 150% rated output power Protection type : Constant current limiting, recovers automatically after fault condition is removed | | |
| | OVER VOLTAGE | 15 ~ 16.5V | 29 ~ 33V | 58 ~ 65V |
| | OVER TEMPERATURE | 85°C ±5°C (TSW1) Protection type : Shut down o/p voltage, recovers automatically after temperature goes down | 90°C ±5°C (TSW1) | 90°C ±5°C (TSW1) |
| ENVIRONMENT | WORKING TEMP. | -10 ~ +60°C (Refer to output load derating curve) | | |
| | WORKING HUMIDITY | 20 ~ 90% RH non-condensing | | |
| | STORAGE TEMP., HUMIDITY | -20 ~ +85°C, 10 ~ 95% RH | | |
| | TEMP. COEFFICIENT | ±0.03%/°C (0 ~ 50°C) | | |
| | VIBRATION | 10 ~ 500Hz, 2G 10min./1cycle, 60min. each along X, Y, Z axes | | |
| SAFETY & EMC (Note 4) | SAFETY STANDARDS | UL508, UL60950-1, TUV EN60950-1 Approved | | |
| | WITHSTAND VOLTAGE | I/P-O/P:3KVAC I/P-FG:1.5KVAC O/P-FG:0.5KVAC | | |
| | ISOLATION RESISTANCE | I/P-O/P, I/P-FG, O/P-FG:100M Ohms/500VDC | | |
| | EMI CONDUCTION & RADIATION | Compliance to EN55011, EN55022 (CISPR22) Class B | | |
| | HARMONIC CURRENT | Compliance to EN61000-3-2,-3 | | |
| | EMS IMMUNITY | Compliance to EN61000-4-2,3,4,5,6,8,11, ENV50204, EN55024, EN61000-6-2 (EN50082-2) Heavy industry level, criteria A | | |
| OTHERS | MTBF | 136.8Khrs min. MIL-HDBK-217F (25°C) | | |
| | DIMENSION | 65.5*125.2*100mm (W*H*D) | | |
| | PACKING | 0.79Kg; 20pcs/16.5Kg/1.1CUFT | | |
| NOTE | <ol style="list-style-type: none"> 1. All parameters NOT specially mentioned are measured at 230VAC input, rated load and 25°C of ambient temperature. 2. Ripple & noise are measured at 20MHz of bandwidth by using a 12" twisted pair-wire terminated with a 0.1uf & 47uf parallel capacitor. 3. Tolerance : includes set up tolerance, line regulation and load regulation. 4. The power supply is considered a component which will be installed into a final equipment. The final equipment must be re-confirmed that it still meets EMC directives. | | | |

■ Mechanical Specification

Case No. 921A Unit:mm



ADMISSIBLE DIN-RAIL: TS35/7.5 OR TS35/15

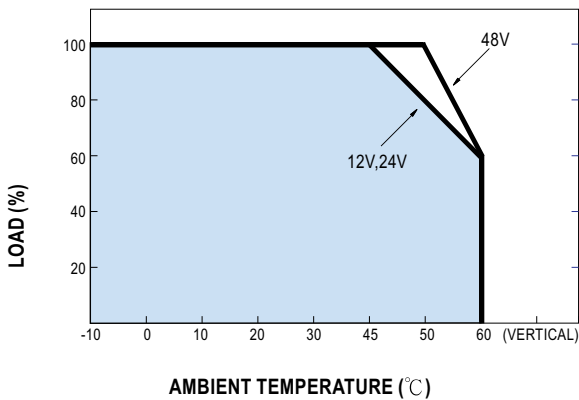
Terminal Pin. No Assignment (TB1)

| Pin No. | Assignment |
|---------|------------|
| 1 | FG ⊕ |
| 2 | AC/N |
| 3 | AC/L |

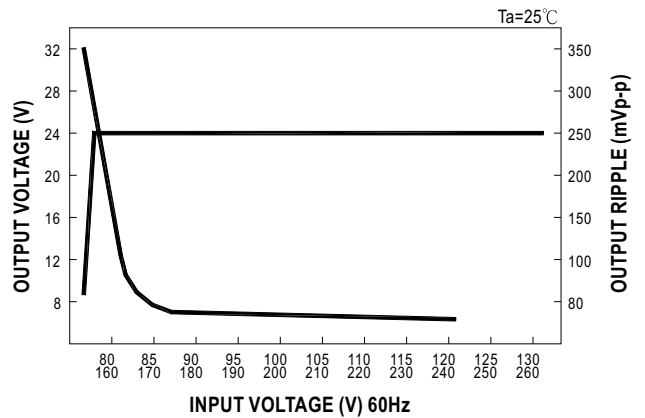
Terminal Pin. No Assignment (TB2)

| Pin No. | Assignment |
|---------|--------------|
| 1,2 | DC OUTPUT +V |
| 3,4 | DC OUTPUT -V |

■ Output Derating



■ Static Characteristics (24V)



Mouser Electronics

Authorized Distributor

Click to View Pricing, Inventory, Delivery & Lifecycle Information:

[MEAN WELL:](#)

[DR-120-24](#) [DR-120-12](#) [DR-120-48](#)