



# 300Mbps Wireless N 4G LTE Router

Wi-Fi Where You Need It

TL-MR6400



**4G** 4G(TDD&FDD)/3G  
Compatible


**300 Mbps**  
Wireless Speed

**Qualcomm Inside** for  
Better Reliability

# Highlights

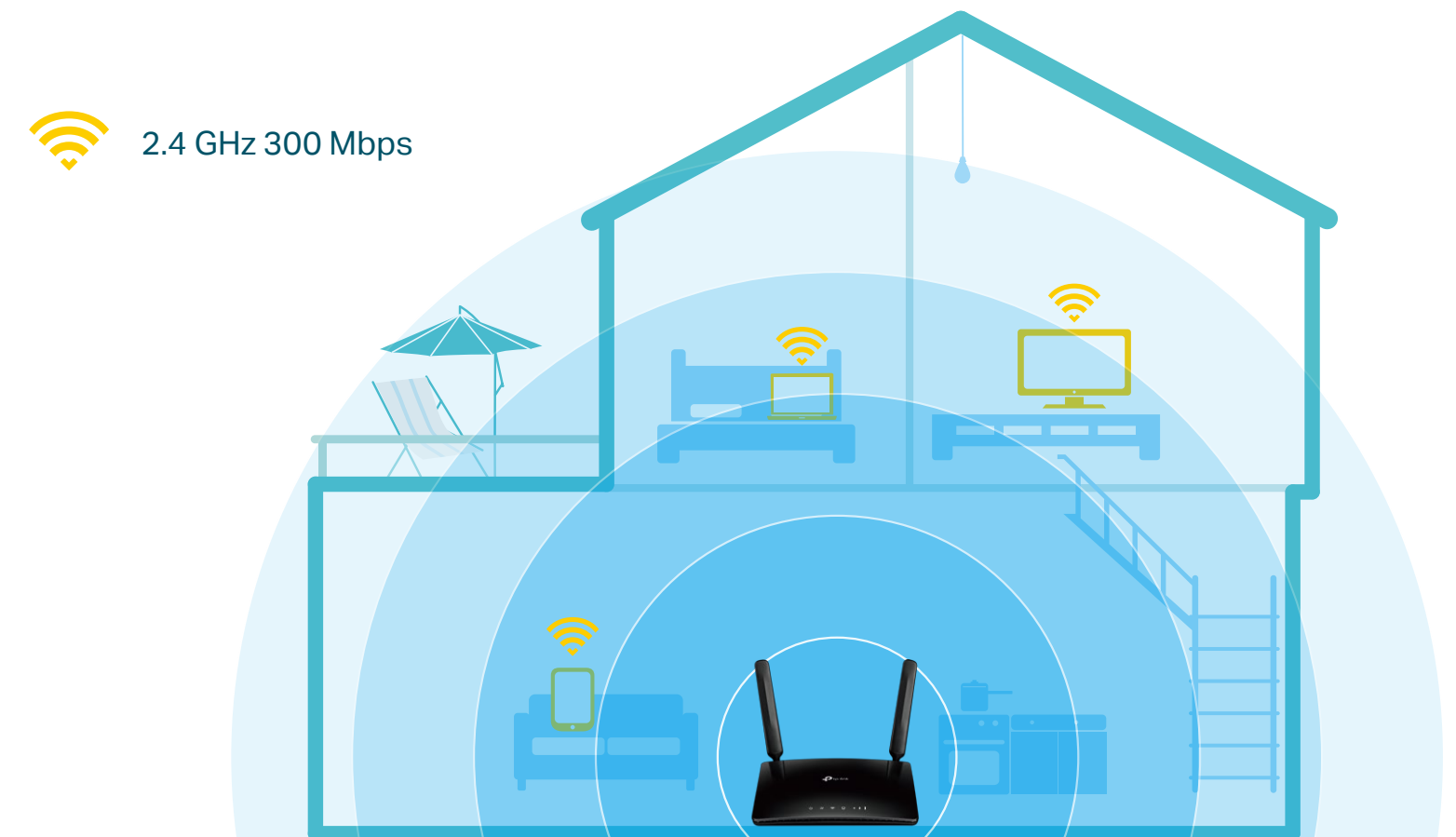
## Superfast 4G LTE Speed for Reliable Wi-Fi

The TL-MR6400 uses 4G LTE technology to achieve speeds of up to 150 Mbps download and 50 Mbps upload. It also shares a Wi-Fi network with maximum speed of 300 Mbps on 2.4 GHz for gaming, streaming, and more.



## Design for Maximum Network Coverage

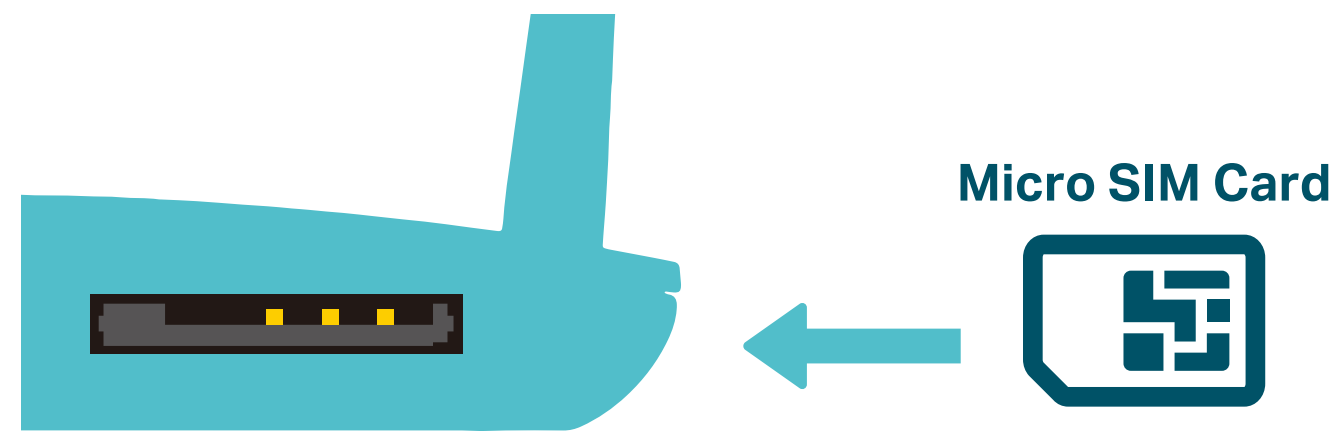
Advanced LTE antennas make efficient and stable connections to every device. Power Amplifier and Low Noise Amplifier boost sending and receiving capabilities, creating a wide-coverage Wi-Fi network for your home.



# Highlights


## Plug and Play with a Micro SIM Card

Simply insert your 3G/4G Micro SIM card into the built-in slot, turn on the TL-MR6400 and start surfing!



## Available WAN Connection Backup

With a fully functional WAN/LAN port, TL-MR6400 can work as a router which is compatible with cable, fiber, and DSL modems.

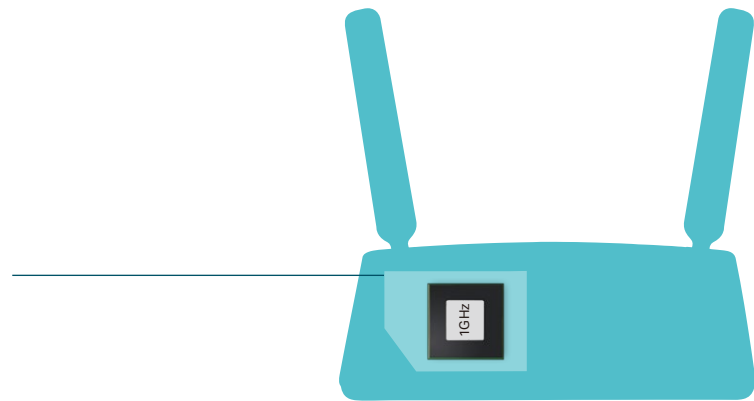


# Highlights

## Powerful Processor for Superior Stability

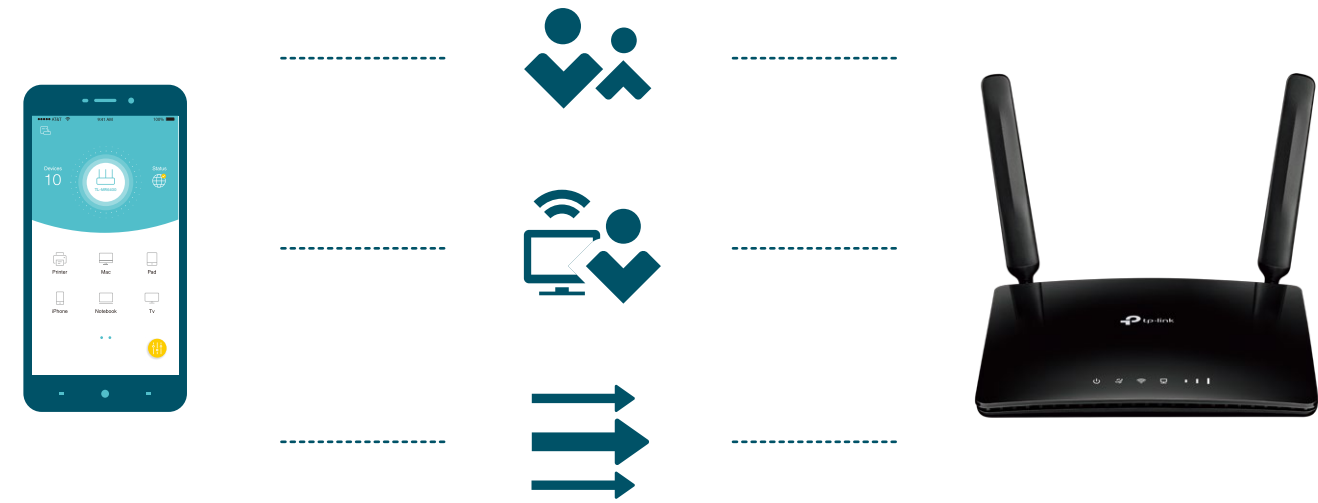
Connect up to 32 wireless devices with ease, thanks to a powerful processor that boosts data transfer speeds while ensuring dependable network stability.

**Up to  
32  
Devices**



## Management Made Simple

Parental Controls let you easily manage your kids by limiting access to Internet. Guest Network provides separate Wi-Fi access for guests while securing network. QoS assigns your preferred devices with more bandwidth.



# Features




## 4G LTE

- 4G LTE – Ideal for cutting-edge 4G LTE network
- Faster Connections – Up to 150 Mbps download speed and 50 Mbps upload speed
- Backward Compatible – Compatible with 4G/3G network



## Speed

- 300 Mbps Wireless Speed – 300 Mbps Wi-Fi allows stable speed for wireless activities, such as streaming, surfing, browsing and posting social media



## Wi-Fi Range

- Better Coverage – Integrated antennas provide stable wireless connections and better coverage



# Features



## Reliability

- **Easy Bandwidth Management** – Advanced QoS makes it easier for you to manage the bandwidth of connected devices
- **Superior Stability** – Powerful processor enables you to connect up to 32 wireless devices with ease



## Ease of Use

- **Intuitive Web UI** – Ensures quick and simple installation without hassle
- **Fast Encryption** – One-touch WPA wireless security encryption with the WPS button
- **Wi-Fi On/Off** – Conveniently turn on or off wireless radio as required
- **Hassle-free Management with Tether App** – Network management is made easy with the TP-Link Tether App, available on any Android and iOS device
- **Online Upgrade** – Keeps you informed of the latest firmware and allows online upgrade on the web UI




## Security

- **Guest Network** – Keeps your main network secure by creating a separate network for friends and visitors
- **Access Control** – Establishes a whitelist or blacklist to allow or restrict certain devices to access the internet
- **Parental Controls** – Restrict internet access time and contents for children devices
- **Encryptions for Secure Network** – WPA-PSK/WPA2-PSK encryptions provide active protection against security threats

# Specifications

## Hardware

- Ports: 3 10/100 Mbps LAN ports, 1 10/100 Mbps LAN/WAN Port, 1 Micro SIM Card Slot
- Button: WPS/RESET Button, WiFi ON/OFF Button
- Antenna: 2 × Detachable External 4G LTE Antennas
- External Power Supply: 9V/0.85A
- Dimensions (W x D x H): 6.85 × 4.9 × 1.32 in. (174 × 124.5 × 33.5 mm)



## Wireless

- Network Type:
  - 4G: FDD-LTE Cat4 (800/900/1800/2100/2600 MHz), TDD-LTE (2300/2500/2600 MHz)
  - 3G: DC-HSPA+/HSPA+/HSPA/UMTS (900/2100 MHz)
- Wireless Standards: IEEE 802.11b, 802.11g, 802.11n
- Frequency: 2.4 GHz
- Signal Rate: 300 Mbps at 2.4 GHz
- CE EIRP: <20 dBm (2.4 GHz)
- Reception Sensitivity:
  - 11g 54M: -74 dBm
  - 11n HT20: -71 dBm
  - 11n HT40: -67 dBm
- Wireless Function: Enable/Disable Wireless Radio, Wireless Schedule, WMM, Wireless Statistics
- Wireless Security: 64/128-bit WEP, WPA/WPA2, WPA-PSK/WPA2-PSK encryptions

# Specifications

## Software

- Operation Modes: 3G/4G Router, Wireless Router
- WAN Type: Dynamic IP/Static IP/PPPoE/PPTP(Dual Access)/L2TP(Dual Access)
- DHCP: Server, Client, DHCP Client List, Address Reservation
- Quality of Service: WMM, QoS
- Port Forwarding: Virtual Server, Port Triggering, UPnP, DMZ
- Dynamic DNS: TP-Link DDNS, DynDns, NO-IP
- VPN Passthrough: PPTP, L2TP, IPSec
- VPN Server: PPTP VPN, OpenVPN
- Access Control: Parental Controls, Local Management Control, Host List, Access Control
- Firewall Security: DoS, SPI Firewall, IP and MAC Address Binding
- Protocols: IPv4, IPv6
- Management: Access Control, Local Management, Remote Management
- Guest Network: 2.4 GHz Guest Network

## Others

- Certification: CE, RoHS
- Requirements:
  - Microsoft Windows 98SE, NT, 2000, XP, Vista™ or Windows 7, 8, 8.1, MAC OS, NetWare, UNIX or Linux
  - Internet Explorer 11, Firefox 12.0, Chrome 20.0, Safari 4.0 browser or higher, or other Java-enabled browsers
  - Micro SIM Card
- Environment
  - Operating Temperature: 0°C~40°C (32°F ~104°F)
  - Storage Temperature: -40°C~60°C (-40°F ~140°F)
  - Operating Humidity: 10%~90% non-condensing
  - Storage Humidity: 5%~90% non-condensing
- Package Contents
  - 300Mbps Wireless N 4G LTE Router TL-MR6400
  - Power Adapter
  - RJ45 Ethernet Cable
  - Quick Installation Guide



For more information, please visit

<https://www.tp-link.com/products/details/TL-MR6400.html>

or scan the QR code left

Specifications are subject to change without notice. TP-Link is a registered trademark of TP-Link Technologies Co., Ltd. Other brands and product names are trademarks or registered trademarks of their respective holders. Copyright ©2020 TP-Link Technologies Co., Ltd. All rights reserved.

\* Attention: This device may only be used indoors in all EU member states and EFTA countries.

\* Maximum wireless signal rates are the physical rates derived from IEEE Standard 802.11 specifications. Actual wireless data throughput and wireless coverage, and quantity of connected devices are not guaranteed and will vary as a result of network conditions, client limitations, and environmental factors, including building materials, obstacles, volume and density of traffic, and client location.

[www.tp-link.com](http://www.tp-link.com)

TP-Link 300Mbps Wireless N 4G LTE Router TL-MR6400